

Health Indicator Report

Condom Usage

Background

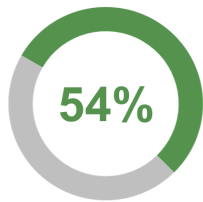
The purpose of this health indicator report is to provide information on condom use during last sexual intercourse among residents aged 15 to 49 living in Halton Region and Ontario. Residents included in this analysis were those aged 15-49 who have had sexual intercourse in the past year and who are unmarried and not living common-law (UMNCL), or who have had more than one sexual partner in the past year.

Sexual health is an important component of public health. Healthy sexual practices include, but are not limited to, providing contraception and the prevention and/or management of sexually transmitted and blood-borne infections (STBBIs).¹ Condom usage is an important aspect of healthy sexual practice as condoms have been shown to reduce the incidence of pregnancy and STBBIs.² The Sexual Health and Sexually Transmitted Infections Prevention and Control Protocol (2013) of the Ontario Public Health Standards provides guidelines to prevent and control STBBIs and to promote healthy sexuality for priority populations, people diagnosed with STBBIs, and their partners.³ The Halton Region Health Department offers many programs and resources surrounding sexual health, which can be found at <http://www.halton.ca>.⁴

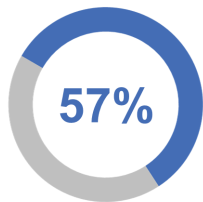
This health indicator report uses data from the Canadian Community Health Survey (CCHS).

Overall Findings

For 2009-2014 combined, there was no statistically significant difference in the percentage of Halton and Ontario residents[†] who reported that they used a condom the last time they had sexual intercourse.



of Halton residents

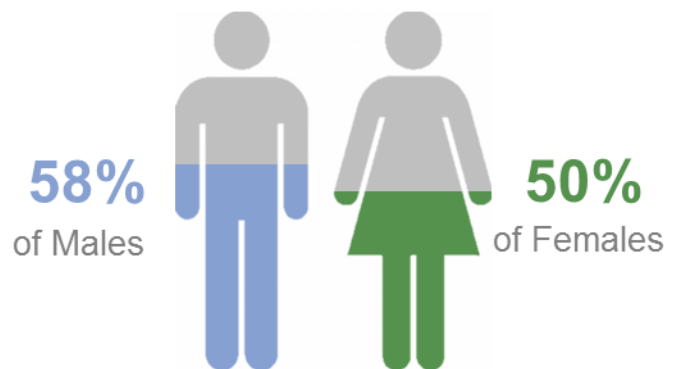


of Ontario residents

Percentage of residents (aged 15-49 who have had sexual intercourse in the past year and who are UMNCL, or who have had more than one sexual partner in the past year) who reported using a condom the last time they had sexual intercourse, Halton Region and Ontario, 2009-2014 combined

Sex

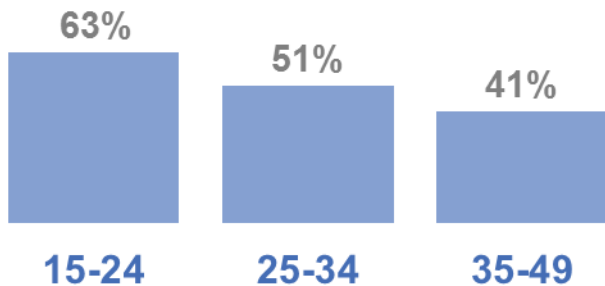
For 2009-2014 combined, there was no statistically significant difference by sex in the percentage of Halton residents[†] who reported that they used a condom the last time they had sexual intercourse.



Percentage of residents (aged 15-49 who have had sexual intercourse in the past year and who are UMNCL, or who have had more than one sexual partner in the past year) who reported using a condom the last time they had sexual intercourse, by sex, Halton Region, 2009-2014 combined

Age

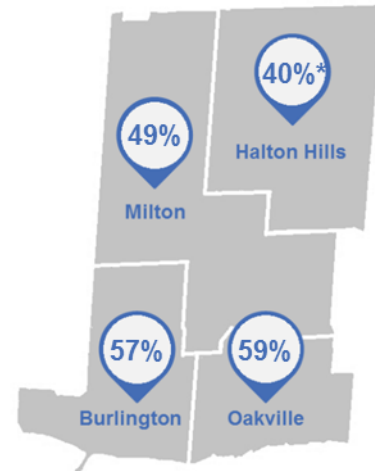
For 2009-2014 combined, Halton residents† aged 15-24 were more likely than residents† in all other age groups to report that they used a condom the last time they had sexual intercourse. This difference was **statistically significant** when comparing residents aged 15-24 to residents aged 35-49.



Percentage of residents (aged 15-49 who have had sexual intercourse in the past year and who are UMNCL, or who have had more than one sexual partner in the past year) who reported using a condom the last time they had sexual intercourse, by age, Halton Region, 2009-2014 combined

Municipality

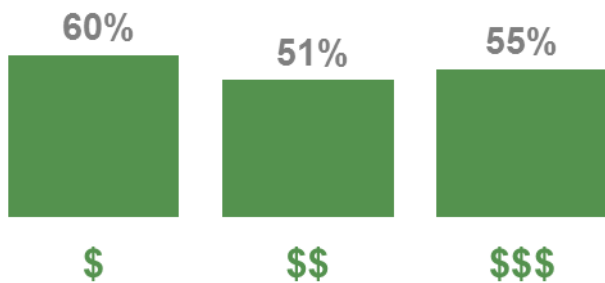
For 2009-2014 combined, residents† in Burlington and Oakville were more likely than those in Milton and Halton Hills to report that they used a condom the last time they had sexual intercourse. However, these differences were not statistically significant.



Percentage of residents (aged 15-49 who have had sexual intercourse in the past year and who are UMNCL, or who have had more than one sexual partner in the past year) who reported using a condom the last time they had sexual intercourse, by municipality, Halton Region, 2009-2014 combined

Income

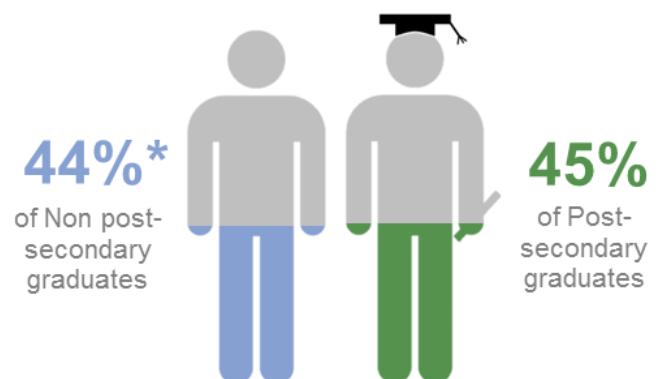
For 2009-2014 combined, there were no statistically significant differences by income in the percentage of Halton residents† who reported that they used a condom the last time they had sexual intercourse.



Percentage of residents (aged 15-49 who have had sexual intercourse in the past year and who are UMNCL, or who have had more than one sexual partner in the past year) who reported using a condom the last time they had sexual intercourse, by income, Halton Region, 2009-2014 combined

Education

For 2009-2014 combined, there was no statistically significant difference by education in the percentage of Halton residents† who reported that they used a condom the last time they had sexual intercourse.



Percentage of residents (aged 25-49 who have had sexual intercourse in the past year and who are UMNCL, or who have had more than one sexual partner in the past year) who reported using a condom the last time they had sexual intercourse, by education, Halton Region, 2009-2014 combined

For more information on the CCHS, methods, statistical significance and limitations associated with health indicator reports, please see the Data Notes and Guide available at www.halton.ca.

Definitions: † Residents included in this analysis were individuals aged 15-49 who have had sexual intercourse in the past year and who are unmarried and not living common-law (UMNCL), or who have had more than one sexual partner in the past year.

Data Source: Canadian Community Health Survey [2009-2014], Statistics Canada, Share File, Ontario MOHLTC.

Limitations: As CCHS is self-reported, measures can be subject to social desirability bias and recall bias, particularly for sensitive topics like sexual activity. Data from 2009 to 2014 were combined to allow a sufficient sample size for analysis.

Estimates marked with an asterisk (*) should be interpreted with caution due to high variability.

References

1. Ministry of Health and Long-Term Care. 2017. Ontario Public Health Standards: Sexual Health, Sexually Transmitted Infections, and Blood-borne Infections. Accessed April 2017 from http://www.health.gov.on.ca/en/pro/programs/publichealth/oph_standards/shstibb.aspx
2. Centers for Disease Control. 2016. Condom Effectiveness. Accessed April 2017 from <https://www.cdc.gov/condomeffectiveness/index.html>
3. Ministry of Health and Long-Term Care. 2013. Sexual Health and Sexually Transmitted Infections Prevention and Control Protocol, 2013. Accessed April 2017 from http://www.health.gov.on.ca/en/pro/programs/publichealth/oph_standards/docs/sexual_health_sti.pdf
4. Halton Region. 2017. Sexual Health. Accessed April 2017 from <http://www.halton.ca/sexualhealth>.

For more health indicator and health status reports, visit the Halton Health Statistics website at www.halton.ca.

Last Revised: May 26, 2017

